
EMPLOYEE RESOURCE GUIDE TO UNIVERSITY HOSPITAL

 Health Care



New Hire Information Packet

3.....HIPAA Quick Guide

4.....Kudos FAQ and How-To Guide

8.....MY-EOP

11....Employee Resource Groups

12....Where Can I Eat

16....Hospitals Maps

20.....Lactation Rooms

22....Walking Trails

HIPAA QUICK GUIDE

You play a vital role in keeping our patients' medical information safe! By being exposed to protected health information (PHI), which is any and all information obtained during a health care encounter, you have an obligation under HIPAA to safeguard it appropriately. **Follow these tips to ensure that you are in compliance with HIPAA and our policies:**

✓ DO	✗ DON'T
 <p>Access, use or disclose only the minimum amount of information necessary to do your job. Even though you might have access to information about a patient, you must always have a legitimate business purpose for doing so.</p>	<p>Access your own medical record or family members', friends', neighbors' or coworkers' records unless you have a legitimate business purpose. Be sure that you are not viewing or sharing patient information out of curiosity or to gossip.</p>
 <p>Verify two patient identifiers before you enter a patient's chart or hand over PHI (including medications) to a patient to ensure that you have the right person. If you are handing documents to a patient or sending something in the mail, be sure to confirm all pages belong to the same individual.</p>	<p>Make assumptions. Many of our patients have similar names (including alternate spellings) and dates of births, so don't hesitate to ask for additional information if you are unsure that you've identified the correct patient. Don't let your routine or assumptions get in the way of following standard processes.</p>
 <p>Immediately retrieve any paper PHI that you print. Safeguard PHI any time you step away from your desk by storing it in a secure location or locking it up in a drawer. If you don't need it anymore, discard it in a locked shred bin.</p>	<p>Toss paper PHI in a regular trash bin or store it in a blue recycle bin. You are responsible for anything that you print. Don't leave papers unattended at your desk or in your swamp. If you notice a shred bin is full, call EVS to let them know and use a different one in the meantime.</p>
 <p>Keep patient information confidential. The simple fact that someone is a patient at our organization is PHI and cannot be shared without a legitimate business purpose. Always ask yourself why you are sharing patient information and if it's for any other reason than to do your job, stop immediately.</p>	<p>Post patient information on social media, reach out to someone that you saw in our organization and ask how they are doing, discuss PHI with friends or family members, text PHI to anyone (including a co-worker) or take pictures on your personal cell phone.</p>
 <p>Log off or lock your computer every time you step away or leave for the day. Protect your password and use something unique to our organization. If you need to send PHI to someone outside of our organization, be sure to put "[secure]" in the subject line to encrypt the email.</p>	<p>Share your password with others (including co-workers) or re-use a password that you use for another account. You are responsible for anything accessed under your username, so don't leave yourself signed into any application or computer.</p>

▶ Learn more at my.muhealth.org/privacy. If you have any questions, contact the Privacy Office at (573) 882-5193 or privacyofficer@health.missouri.edu.



KUDOS FAQ AND TALKING POINTS


Employee engagement helps us innovate, grow and provide better patient care. Kudos helps us build upon our recognition efforts and create a culture that connects, celebrates and rewards employees. Kudos is about saying “thank you” and building on the positive emotions that come with giving and receiving recognition.

FREQUENTLY ASKED QUESTIONS:

- **WHAT IS KUDOS?** Kudos is MU Health Care’s new recognition system that allows you to recognize your peers and earn rewards.
- **HOW DO I SET UP MY ACCOUNT?** You will receive an email from Kudos inviting you to set up your account. Just click the link in that e-mail to take you to Kudos to set up your account.
- **DO I HAVE TO SET UP A KUDOS ACCOUNT?** No, you do not have to set up a Kudos account. If you choose not to, you will still be emailed when your co-workers recognize you, but you will not be able to redeem your Kudos points for rewards.
- **CAN I GIVE PRIVATE RECOGNITION ON KUDOS?** Yes. You can select “Private” when submitting your thanks. The recipient will still receive an email and have the recognition show up on his or her dashboard, but it will not show up on the MU Health Care feed.
- **I DON’T LIKE PUBLIC RECOGNITION. CAN I SET MY RECEIVED KUDOS MESSAGES TO BE PRIVATE?** Yes. If you prefer private recognition, go to your recognition message in Kudos, hover over the “...” and select “Make Post Private.”
- **HOW DO KUDOS POINTS WORK?** Leaders will be given a certain number of Kudos points each month and will be responsible for distributing points to their employees. Non-leaders will still be able to recognize their peers without sending Kudos points. If a leader sees that their employee has been recognized for something great, they can add Kudos points to that recognition by using the “K+” feature.
- **HOW DO I REDEEM MY KUDOS POINTS?** To redeem your points, log on to Kudos and select “Rewards.” You can choose eGift cards from more than 150 restaurants and retailers. No more going to HR to turn in your Tiger Stripe cards, giving you time back in your day.
- **I DON’T HAVE REGULAR ACCESS TO A COMPUTER. HOW DO I GIVE/RECEIVE KUDOS?** The Kudos app can be downloaded for free from the iTunes or Google Play store and accessed from your smartphone. Also, the Kudos app will be loaded onto clinical iPods. Employees can log into Kudos from these devices using their pawprint and password.
- **WILL I STILL BE ABLE TO GIVE TIGER STRIPES CARDS?** No. Kudos is replacing the Tiger Stripes cards. By making our recognition program electronic and online, employees at all levels of the organization are able to recognize their peers at any time, without manager approval. It also allows everyone throughout the organization the opportunity to see what you’re being recognized for!
- **CAN I STILL REDEEM MY TIGER STRIPES CARDS?** No. Employees were able to redeem their Tiger Stripes cards at Human Resources through the end of August.
- **I LIKED DISPLAYING MY TIGER STRIPES CARDS IN MY WORKSPACE. HOW DO I SHARE MY RECOGNITION NOW?** Every time you are recognized, Kudos will send you an email. You can print these and display them in your work space — just like you did your Tiger Stripes cards! In addition, all employees can login to Kudos and see the great things their peers are being recognized for.

- **CAN I RECOGNIZE SOMEONE WHO HASN'T ACTIVATED THEIR KUDOS ACCOUNT?** Yes. You can enter the employee's email address and they will receive an email copy of your recognition.

TALKING POINTS:

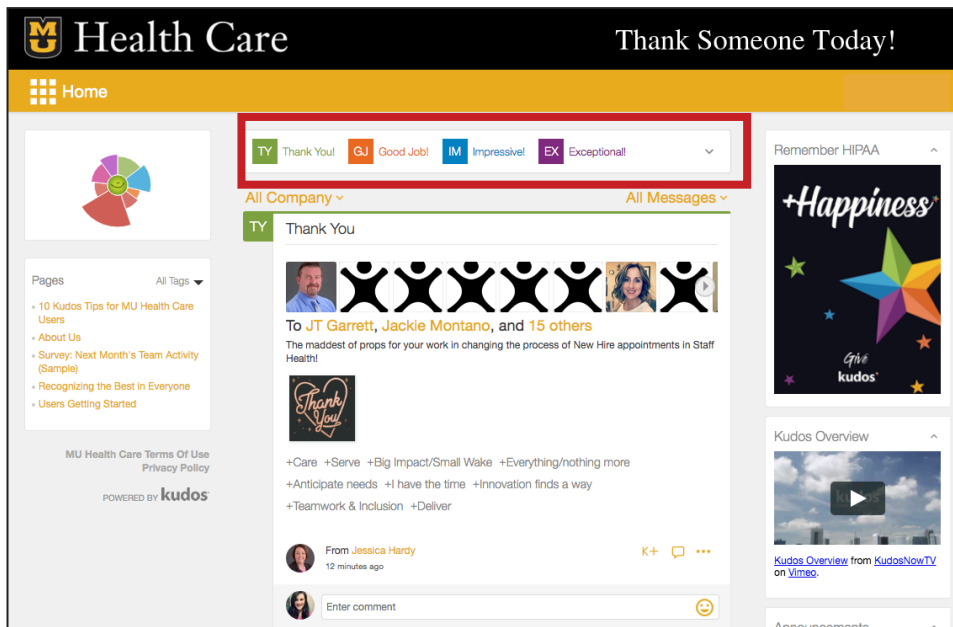
- Kudos is about saying “thank you” and building on the positive emotions that come with giving and receiving recognition.
- Kudos is easy to use and is available 24/7 for instant recognition and access to rewards.
- All employees are able to give and receive Kudos — no more having to go through your manager to recognize your peers.
- Employees can log on to MUHealth.KudosNow.com or download the free app on the iTunes or Google Play store.
- The app is Kudos for business 
- Kudos is great for employees who aren't able to get to human resources to redeem their recognition for rewards.
- Kudos is available to MU Health Care and School of Medicine employees. Currently, Tiger Institute and other campus employees are not part of the platform.

MU Health Care

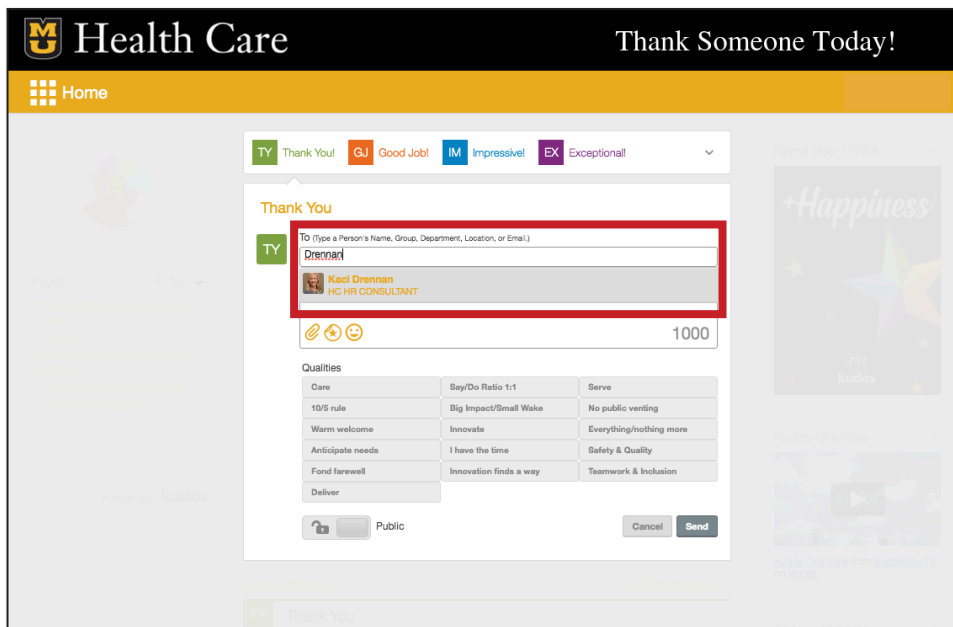
KUDOS HOW-TO GUIDE

SENDING RECOGNITION:

With Kudos, everyone can recognize their co-worker. Here are a few easy steps to guide you through the process.

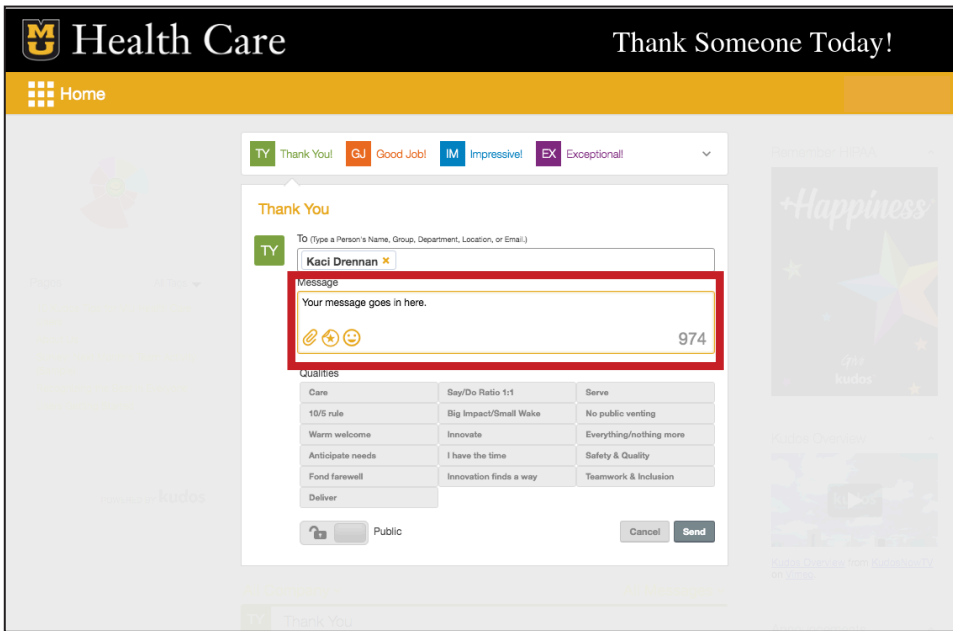


Step 1: Log in to your account and select the type of Kudos you'd like to give (Thank You, Good Job, Impressive or Exceptional).

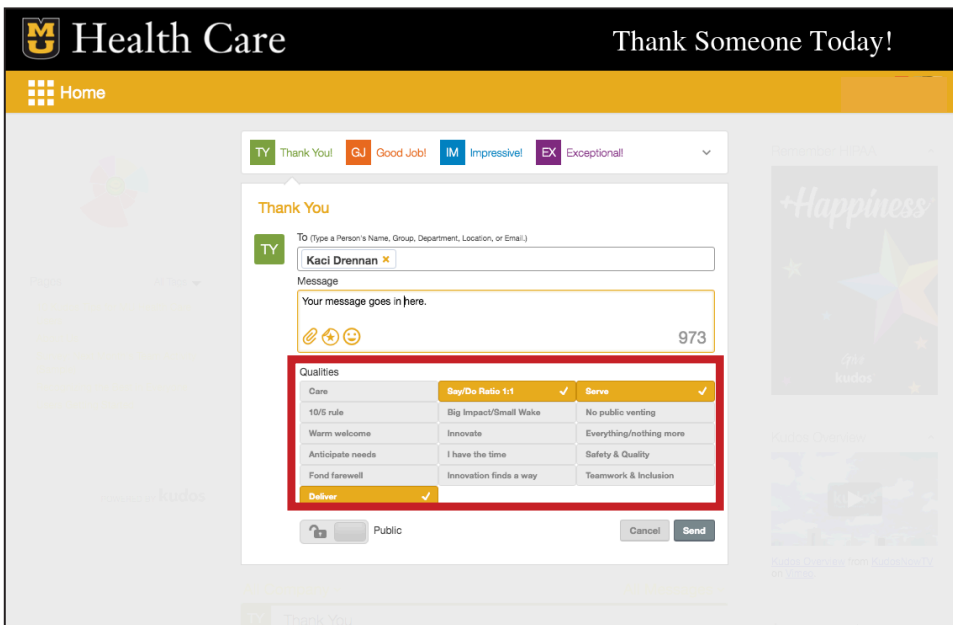


Step 2: A box will appear. Start typing the person's name who you're recognizing in the "To" box. Kudos will pop up a list of activated users for you to select from.

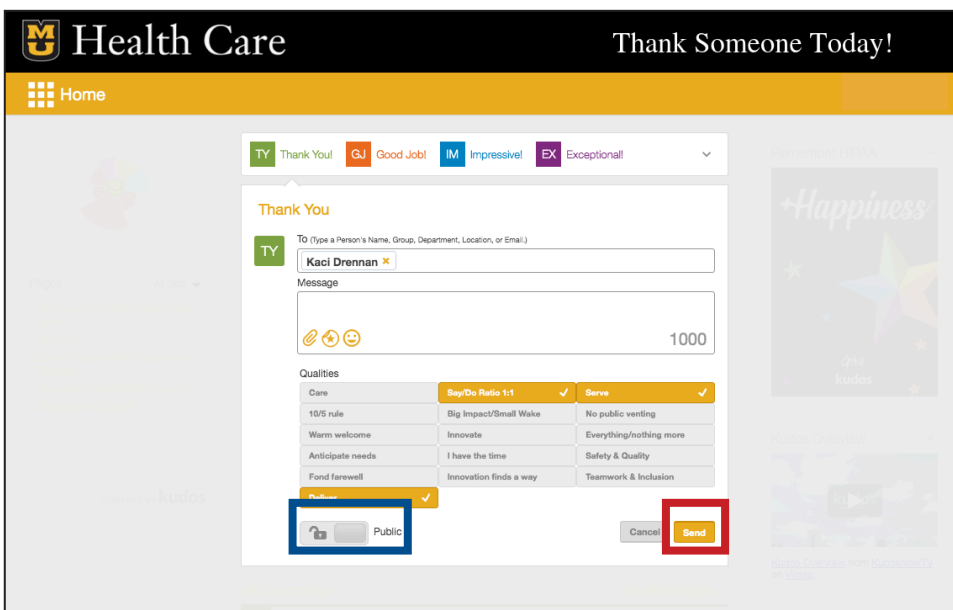
Note: If the person you are recognizing has not yet set up his or her account, you can enter their email address.



Step 3: Type your message in the “Message” box. You can type up to 1,000 characters.




Step 4: Click on the qualities that best highlight what you’re recognizing your peer for. You can select as many or as few as you’d like.



Step 5: Hit “Send.” Kudos will automatically email the recipient a copy of your recognition and it will appear on the wall when you log in – viewable to all MU Health Care employees.

Note: If you would like to recognize someone privately, click the lock icon (highlighted in blue on this guide). The recipient will still get an email, but the recognition will not be viewable on the system-wide recognition wall.



MUHC

HOW TO DOWNLOAD MU HC Emergency Management Mobile App

1. Search for **MU HC Emergency Management**

in the "App Store" (Apple iOS) or the "Play Store" (Android devices).

Note for iPad users:

Select "iPhone Only" as a search limit in the App Store.



2. Install **MU HC Emergency Management** on your device.

3. Open **MU HC Emergency Management**.

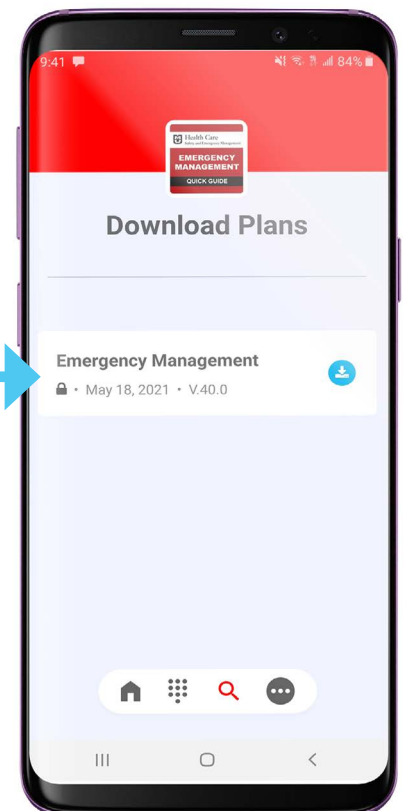
– Accept the terms and conditions.

4. Select the Plan for download:

– **Emergency Management:**

Click download

and enter password: **NotToday!**



Once the file is downloaded,
you may enter the plan.
From that point forward, when you open
MU HC Emergency Management, you
will see that plan on your available plan list.

THE CULTURE OF YES

"Together we: Care, Deliver, Innovate and Serve"

CARE



10/5 Rule

- Within 10 feet visually acknowledge others
- Within 5 feet verbally acknowledge others
- Use personable warm welcome
- Make eye contact and smile
- Portray positive body language

Warm Welcome

- Give a warm, authentic greeting in your own words
- Build relationship with patients

Anticipate Needs

- Think about other's needs before they verbalize it
- Put yourself in the other person's shoes during every encounter

Fond Farewell

- Emphasize your appreciation
- Provide explanations for decisions made
- Give a warm, authentic farewell using your own words

DELIVER



Say Do Ratio of 1:1

- Say what you mean and do what you say
- Set mutual expectations with your customer, check in periodically and make timely, effective progress toward your end results

Big Impact/Small Wake

- Produce results/outcomes while building and sustaining teamwork
- Accept ownership of health system goals and limit counterproductive drama
- Minimize the cultural impact of change as much as possible

INNOVATE



Everything You Need, But Nothing More

- Find opportunities to create, standardize and streamline work processes to meet/exceed expected outcomes
- Simplify work to be more efficient and effective
- Maintain focus on the big picture and identify and share how your efforts can make a difference
- Create solutions to challenges while reducing waste and excess work

Innovation Finds A Way

- Find opportunities for improvement and be willing to take calculated risk
- Ask questions, investigate and use internal/external resources for maximum results
- Anticipate and be responsive to changes in the evolving health care system

SERVE



I Have The Time

- Make your actions reflect your words by genuinely engaging with your customer
- Use the time of the encounter to take care of expressed needs
- Be aware of opportunities to make a memorable experience

No Public Venting

- Filter your words purposefully regardless if you are "on stage or off stage"
- Stay focused on customer-centered conversations when on stage
- Use "safe" and private places to discuss concerns and suggestions

STAFF COUNCIL



DRIVING COMMUNICATION • ENGAGING EMPLOYEES • DEVELOPING COMMUNITY

University of Missouri Health Care Staff Council members strive to promote positive communication, overall engagement and workplace satisfaction by sponsoring staff and leadership events, serving on various committees and representing MU Health Care at community events.

Have a suggestion?

Staff Council is interested in hearing your ideas that will support MU Health Care's success. To share a suggestion, please email umhsstaffco@health.missouri.edu.

Learn more about Staff Council at mymuhealth.org/staffcouncil.

Join an Employee Resource Group



Pride Network

MISSION: Provide an excellent patient and employee experience for all gender identities and sexual orientations. Strengthen our organization in the areas of recruitment and retention so the very best team members call MU Health Care home. Advocate for a connected, inclusive environment by working towards Healthcare Equality Index designation through the Human Rights Campaign.

▶ For information about joining the Pride Network resource group, please email: pridenetwork@health.missouri.edu



African Heritage

MISSION: Promote the growth, success and retention of minorities with African Heritage by providing inclusiveness, support, understanding, and the tools and resources needed to achieve personal and community goals.

▶ For information about joining the African Heritage resource group, please email: africanheritage@health.missouri.edu



Women of MU Health Care

MISSION: To advance MU Health Care's mission through cultivating an environment of inclusion in which women can flourish, develop, and achieve their personal and professional goals.

▶ For information about joining the Women of MU Health Care resource group, please email: womenofmuhc@health.missouri.edu



iBienvenidos! Latin Heritage

MISSION: Providing a welcoming community within MU Health Care that attracts, engages, develops and retains our Hispanic/Latino employees, as well as our patients. iBienvenidos! strives to provide resources such as ESOL (English to speakers of other languages) and Spanish language classes for interested employees.

▶ For information about joining our iBienvenidos! resource group, please email: bienvenidos@health.missouri.edu

Where Can I Eat?

UNIVERSITY HOSPITAL

ESSENTIALS

Where:	When:	Did you know?
Located in University Hospital in the lobby on the first floor by the green elevators, Essentials offers a wide range of made-to-order items as well as featured daily entrees.	6:30 a.m. to midnight daily	You can find menus at muhealth.org/dining and can order ahead using the GET Mobile app at get.cbord.com/muhealthcare .

THE GRILL

Where:	When:	Did you know?
Located on the west end of the hospital on the ground floor, the Grill offers street tacos, personal pizzas, grab-and-go salads and sandwiches.	6:30 a.m. to 2 p.m. Monday through Friday	You can find menus at muhealth.org/dining and can order ahead using the GET Mobile app.

LAKOTA COFFEE KIOSK

Where:	When:	Did you know?
First floor of the main lobby near the Patient and Visitor Garage entrance	6 a.m. to 8 p.m., Monday through Saturday and 6:30 a.m. to 8 p.m. Sunday	You can order ahead via the Lakota Coffee app or at lakotacoffee.com

MEDITIQUE GIFT SHOP *(for snacks)*

Where:	When:	Did you know?
First floor of University Hospital near the orange elevators	8:30 a.m. to 4 p.m. Monday through Friday	
<p>Did you know?</p> <p>The gift shop offers snacks and gifts, along with a variety of scrubs and MU Health Care apparel. Gift shop purchases are tax free, and all proceeds go into the MU Health Care Auxiliary Fund for projects that benefit patients. Staff who set up payroll deduct can swipe their badge to purchase items and get a 10% discount!</p>		

MISSOURI ORTHOPAEDIC INSTITUTE

ATRIUM CAFÉ

Where:	When:	Did you know?
Located on the first floor of the Missouri Orthopaedic Institute	6:30 a.m. to 3 p.m. Monday through Friday	You can find menus at muhealth.org/dining and can order ahead using the GET Mobile app

NEARBY DINING OPTIONS

SUBWAY AT PERSHING COMMONS

Where:	When:
The second floor of Pershing Commons, 909 Hitt St., just east of University Hospital	View current hours at Subway.com

STARBUCKS

Where:	When:
If you want to take a 10-minute walk from University Hospital, stop by the Starbucks inside Bluford Residence Hall at 502 Kentucky Blvd.	View current hours at Starbucks.com

BUCK'S ICE CREAM

Where:	When:
A 15-minute walk from University Hospital on the south side of Eckles Hall, 1406 E. Rollins St.	Noon to 5 p.m. Monday through Friday. Learn more at cafnr.missouri.edu/bucks-ice-cream .

MIZZOU MEAT MARKET

Where:	When:
Stop by to pick up USDA approved, prime cuts of beef, pork and lamb	
A 15-minute walk from University Hospital at the corner of College Avenue and Rollins Road at 147 Stringer Wing.	Noon to 5 p.m. Wednesdays and Fridays. Learn more at animalsciences.missouri.edu/mizzou-meat-market .

Find even more dining options around the MU campus by visiting dining.missouri.edu/locations.

Insider Information



“The quesadillas at Essentials are good, the chicken and rice meal is a delicious option for something healthy, and I love the caprese sandwich. Oh, and the mac and cheese bites and macaroni are so good. I would not recommend going when visitors may be getting meals, though. Noon to 2 p.m. are peak times.”



“The Grill in the basement has great seating outside to soak up some sun during your lunch or break time.”



“Employee appreciation is the first Monday of every month at Lakota. Stop in for half price deals or specials!”



“Try the buffalo chicken wrap at Essentials. The taco pizza is fantastic!”



“Lakota is a great place to get a pick-me-up coffee or a dirty chi latte in the afternoon.”



“Food trucks at the VA are an awesome way to get outside for lunch!”



“Venture out and walk around. Sometimes taking a break over lunch and just walking helps.”



“To save time and avoid waiting in line, consider ordering ahead at Lakota.”



“I would suggest getting to your scheduled shift a little earlier than normal during your first few shifts as you become familiar with parking and traffic.”

Key Contacts

Badge Access

If you are experiencing issues with badge access, fill out the “Electronic Badge Reader Access” form on Citrix. Contact Calvin Hubbard (hubbardc@health.missouri.edu) with questions.

Human Resources

If you need assistance from Human Resources, email askhr@health.missouri.edu.

Parking and Security

The MU Health Care security office, located on the first level of University Hospital across from the Emergency Department doors, is open 24/7. The team assists with door unlocks, parking permits (also available online at parking.missouri.edu), escorts to vehicles and more. Call **(573) 882-7147** for assistance.

Spiritual Care

MU Health Care has professionally trained and nationally accredited staff chaplains who serve all patients, families and staff, regardless of religious belief or traditions. To reach a chaplain: during business hours, 7 days a week, contact 882-2236; after hours call the operator at 0 and ask to page the on-call chaplain.

Volunteer Services

Volunteer Services can be reached at volunteersvcs@health.missouri.edu or **(573) 882-4714**.



Scan the QR code for
wayfinding videos



STAY IN THE KNOW:

Many of the link addresses on this page are also found within

mymuhealth.org

MUHC Insider

Now that you are an MU Health Care employee, you deserve to be "in the know"!

CARE

EMPLOYEE RECOGNITION & BENEFITS ROCK AT MUHC!

KUDOS

MUHEALTH.KUDOSNOW.COM

OUR WAY TO RECOGNIZE, THANK, OR BRAG ON A CO-WORKER & BUILD POINTS FOR REWARDS

WELNESS

MYMUHEALTH.ORG/WELNESS

WE OFFER PROGRAMS & RESOURCES TO HELP CARE FOR YOUR PHYSICAL & MENTAL HEALTH, EXPERIENCE A SENSE OF COMMUNITY, ALLEVIATE FINANCIAL STRESS, & IMPROVE YOUR OVERALL WELL-BEING

FREE RX DELIVERY

MUHEALTH.ORG/PHARMACY

MUHC OFFERS FREE PRESCRIPTION SHIPPING VIA FEDEX FROM ANY OF OUR EIGHT PHARMACY LOCATIONS.

HEALTHCARE BENEFITS

UMSYSTEM.EDU/TOTALREWARDS

WE CARE ABOUT YOUR HEALTH & WELLBEING.

MY TOTAL REWARDS ALLOWS YOU TO ENROLL & REVIEW EVERY BENEFIT YOU HAVE, INCLUDING HEALTH, DENTAL, VISION, FSA & RETIREMENT PLANS.

CALL 884-1477 TO SPEAK WITH TONY REDLINGER (HR SPECIALIST)

IT HELP DESK

884-HELP

AVAILABLE 24/7 TO ASSIST WITH TECHNICAL ISSUES (PASSWORD RESET, EMAIL, HARDWARE-RELATED PROBLEMS, ETC.)

ASK HR

MYMUHEALTH.ORG/ASKHR

GET ALL YOUR HUMAN RESOURCE RELATED QUESTIONS ANSWERED QUICKLY

CLAIRVIA & KRONOS

SHAREPOINT.UMSYS.EM.EDU/SITES/HRI/

ACCESS ALL TIME CLOCK TRAINING VIDEOS & GET ANSWERS TO COMMONLY ASKED QUESTIONS:

- WHERE IS MY TIMECARD?
- HOW DO I REVIEW OR MAKE CORRECTIONS?
- HOW DO I REQUEST TIME OFF?

PARKING

<https://parking.missouri.edu/>

VISIT OUR PARKING & TRANSPORTATION SITE TO:

- PURCHASE PERMITS
- ADD VEHICLES
- PAY TICKETS
- EDIT CONTACT INFORMATION
- PURCHASE TEMPORARY DAY PASSES

EXPRESS PAY

MYMUHEALTH.ORG/EXPRESSPAY

USE YOUR ID BADGE TO PAY AT FOOD & GIFT SHOP LOCATIONS AND RECEIVE A 10% DISCOUNT ON ALL PURCHASES!

MAPS

CED.MUHEALTH.ORG/MAPS

FEEL LOST, WE CAN HELP! FIND YOUR WAY & ACCESS ALL MU CAMPUS AND MUHC MAPS FOR CLINIC LOCATIONS: MUHEALTH.ORG/LOCATIONS

MUHC SWAG

MYMUHEALTH.ORG/ONLINE-STORE

DON'T KNOW WHAT TO WEAR, WE'VE GOT YOU COVERED!

GET MU HEALTH-CARE BRANDED APPAREL AT THE BEST PRICES.

WEAR MUHC WITH TIGER PRIDE!

ACRONYMS

MYMUHEALTH.ORG/ABBREVIATIONS

WAIT, WHAT DID YOU SAY???

YES, WE USE A LOT OF ACRONYMS!

STAY IN THE KNOW BY CHECKING OUT SOME OF THE MOST COMMONLY USED ACRONYMS.

PSN

884-1PSN
APPS.MUHEALTH.ORG/PSN_STAFF

SAFETY STARTS WITH YOU! CALL OR USE THIS INTERNAL SAFETY ALERT SYSTEM TO FLAG PATIENT SAFETY CONCERNS.

CED TRAINING

882-4161
CED.MUHEALTH.ORG

EXPLORE CED'S TRAINING SITE TO ACCESS INFORMATION ON:

- COMPLETING ONLINE TRAINING MODULES
- LEADERSHIP TRAINING
- CPR RESOURCE CENTER
- EMR DOCUMENT LIBRARY
- STUDENT OPPORTUNITIES
- GROW TOOLKIT

EMERGENCY MANAGEMENT

DOWNLOAD THE FREE **MUHC EMERGENCY MANAGEMENT** MOBILE APP FOR QUICK ACCESS



PASSWORD: NotToday!

CORPORATE COMPLIANCE

MYMUHEALTH.ORG/CORPORATE-COMPLIANCE

WE EACH HAVE THE OPPORTUNITY TO MAKE A PROFOUND DIFFERENCE. WHAT WE DO & SAY, HOW WE ACT & HOW WE INTERACT ALL REFLECT ON US AS INDIVIDUALS & ON OUR ROLES AS EMPLOYEES. CHECK US OUT TO FIND OUT WAYS WE CAN PROTECT OUR PATIENTS' INFORMATION.

DELIVER

LET US HELP YOU WITH COMMONLY ASKED QUESTIONS/ISSUES

INNOVATE

MUHC PROVIDES EVERYTHING YOU NEED TO BE PART OF OUR ORGANIZATION & COMMUNITY

SERVE

MUHC HAS SEVERAL RESOURCES TO HELP GUIDE YOU THROUGHOUT YOUR CAREER



Health Care



Legend:

- Emergency
- Parking
- ATM
- Dining
- Elevators
- Guest Shuttle Pick up
- Coffee Bar
- Restrooms

Floor 1 / University Hospital Map



MAP LEGEND

-  Main Entrance
-  Emergency
-  Parking
-  Elevators
-  ATM
-  Restrooms
-  Coffee Bar
-  Dining

University Hospital, Children's Hospital & Birthing Center Patient Rooms



Orange Elevators

Room #:

Floor 8

Oncology T8202 - T8238

Floor 7

No Access

Floor 5

No Access

Floor 4

ER Observation T4221 - T4320
Medical Bridge Unit T4225 - T4231



Teal Elevators

Room #:

Floor 8

Neurosciences Intensive Care T8507 - T8555

Floor 7

Pediatrics T7511 - T7557 / T7213 - T7238
Pediatric Intensive Care T7524 - T7546

Floor 5

Labor and Delivery T5506 - T5559
OB Triage T5596 - T5604
Maternal Newborn T5202 - T5238

Floor 4

Neonatal Intensive Care T4508 - T4588



Green Elevators

Room #:

Floor 7

Neurosciences 7E02 - 7E55
Surgical Intensive Care C7021 - C7038

Floor 6

Progressive Care 6E02 - 6E55 / 6L07 - 6L08

Floor 5

Medical Intensive Care 5 C5028 - C5047
Medical Specialties 5E04 - 5E46

Floor 4

Cardiac Intensive Care C4042 - C4061
Cardiovascular 4E09 - 4E46

Floor 3

Medical Intensive Care 3 C3040 - C3059



Purple Elevators

Room #:

Floor 7

Surgical Specialties 7W03 - 7W50

Floor 6

Observation / Inpatient 6W04 - 6W48

Floor 5

Medical Specialties 5W04 - 5W56

Floor 4

Family Medicine 4W04 - 4W51


Floor 3


Integrated Medicine 3W06 - 3W55

DESTINATIONS


22  **EMERGENCY (Adult)**

25  **EMERGENCY (Children)**


- 1** Information Desk
- 2** University Hospital Check-in
- 3** Information Desk
- 4** Heart and Vascular Clinic
- 5** Mason Eye Clinic
- 6** Mizzou Optical
- 7** Pharmacy
- 8** Ellis Fischel Cancer Center
- 9** Children's Cancer and Blood Disorders Center 
- 10** Office of Patient Experience
- 11** Gift Shop
- 12** Financial Counseling
- Medical Records
- Patient Accounting


- 13** Blood Draw
- 14** Pulmonary Function Testing
- 15** Surgery Clinic
- 16** Orthopaedic Trauma Clinic
- 17** Medicine Specialty Clinic
- 18** Chapel
- 19** Outpatient Radiology
- 20** Cardiac Testing
- 21** Security
- 23** Administration
- 24** Missouri Psychiatric Center
- 26** Children's Hospital and Birthing Center 

DINING LOCATIONS

 **Coffee Bar (Lakota Coffee Co.)** ----- **Floor 1**
Monday - Friday: 6:00 a.m. - 9:00 p.m.
Saturday - Sunday: 6:00 a.m. - 7:00 p.m.
Holidays: 6:00 a.m. - 7:00 p.m.

 **Restaurant (Essentials)** ----- **Floor 1**
Daily: 6:30 a.m. - Midnight

 **TJ's Cafe (Children's Hospital and Birthing Center)** --- **Floor 1**
Daily: 6:30 a.m. - 4:00 p.m.

 **Cafeteria (The Grill)** ----- **Floor G**
Monday - Friday: 6:30 a.m. - 3:00 p.m.
Saturday - Sunday: Closed
Holidays: Closed

Take  **Green** or  **Purple** elevators to **Floor G** for access.



Lactation Rooms at University Hospital and the Missouri Orthopaedic Institute

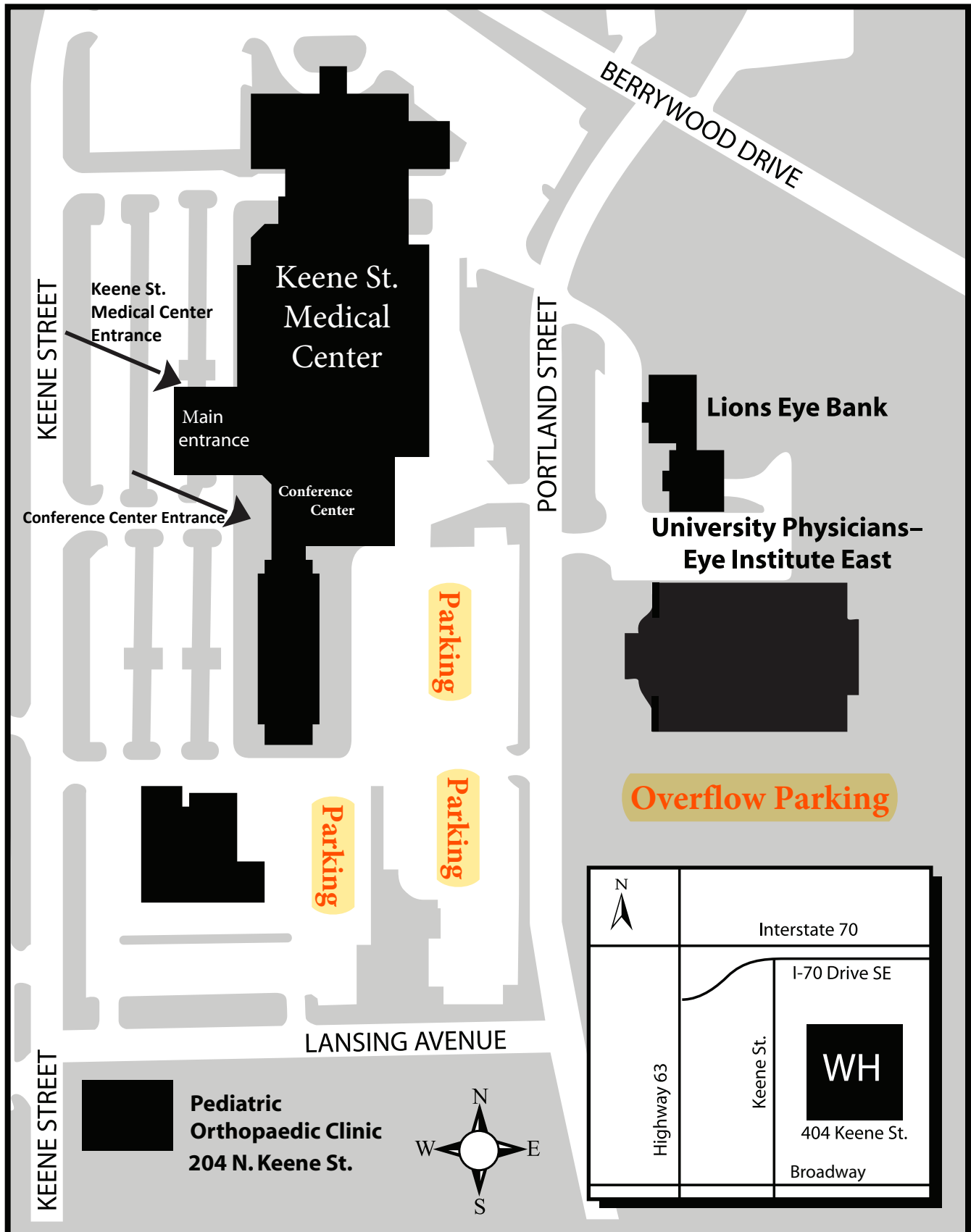
Pump Location	Room Number	Access Type
MICU-3	C3013	key at clerk desk
MICU-5	C5015B	code 234
Ground Floor Locker	GW 12-1	badge
Ground Floor Locker	GW 12-2	badge
ED Consult Room	1S175	badge
7th Floor - Medical School hallway	N714	code 541
Ellis/Patient Care Tower 5th floor	T5001B	badge
Ellis/Patient Care Tower 8th floor	T8001C	badge
5 West	47 Zen Room	badge
4 East	53 Zen Room	badge
OR/PACU Anesthesia Call Room	3W60	badge
Supply Room Near PACU		key from PACU
MOI 1st Floor	Supervisor Office 1247	badge
MOI 2nd Floor *	Lactation Room 2120	badge
MOI 3rd Floor	3025B	badge

To request badge access to these rooms, use the “electronic badge reader access form” on Citrix or bring your badge to the security office on the first floor of University Hospital.

* Public/patient access, too

Keene Street Medical Center

404 Keene St.
Columbia, MO 65201
(573) 875-9000



Walking Trail Maps Around Campus



Healthy for Life
University of Missouri System

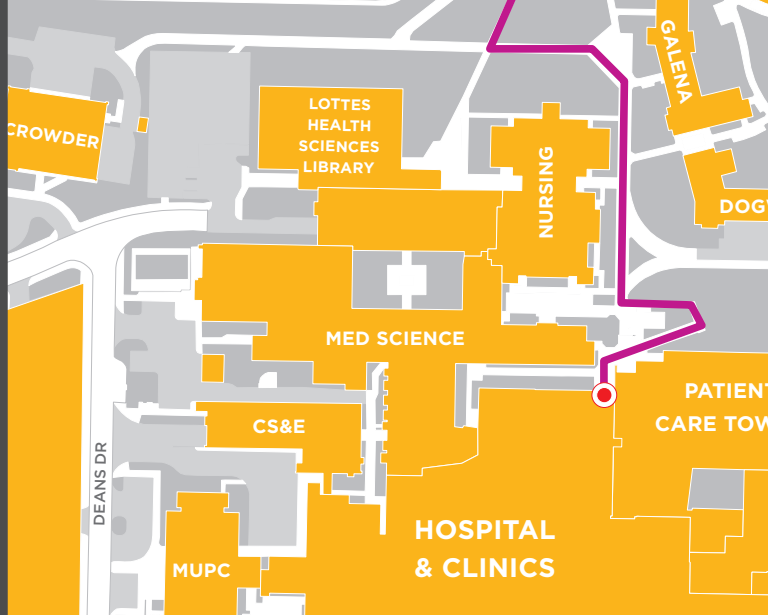
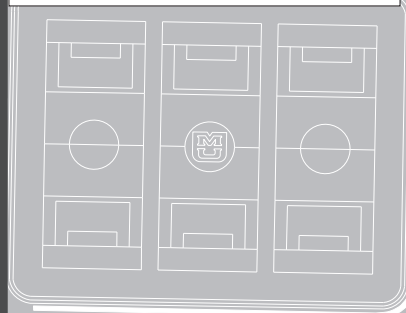
HOSPITAL/STUDENT UNION TRAIL

Start here

Approximate Distance: .46 miles

Approximate Time: 14 minutes

Approximate Steps: 1,628



Healthy for Life
University of Missouri System

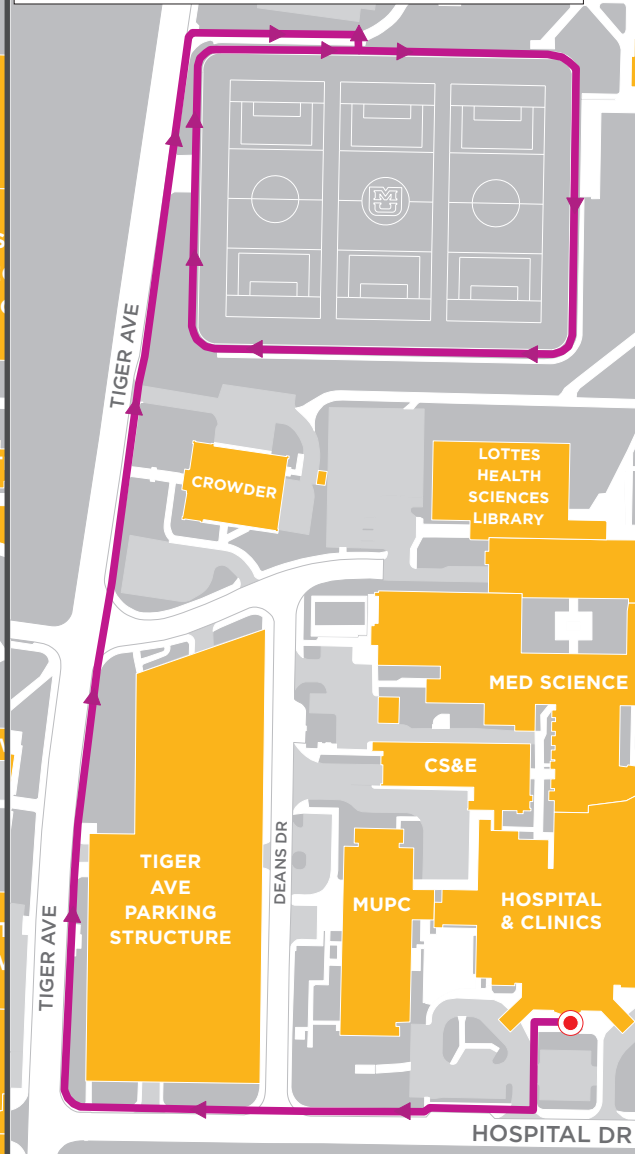
HOSPITAL/STANKOWSKI TRAIL

Start here









Approximate Distance: 1.2 miles

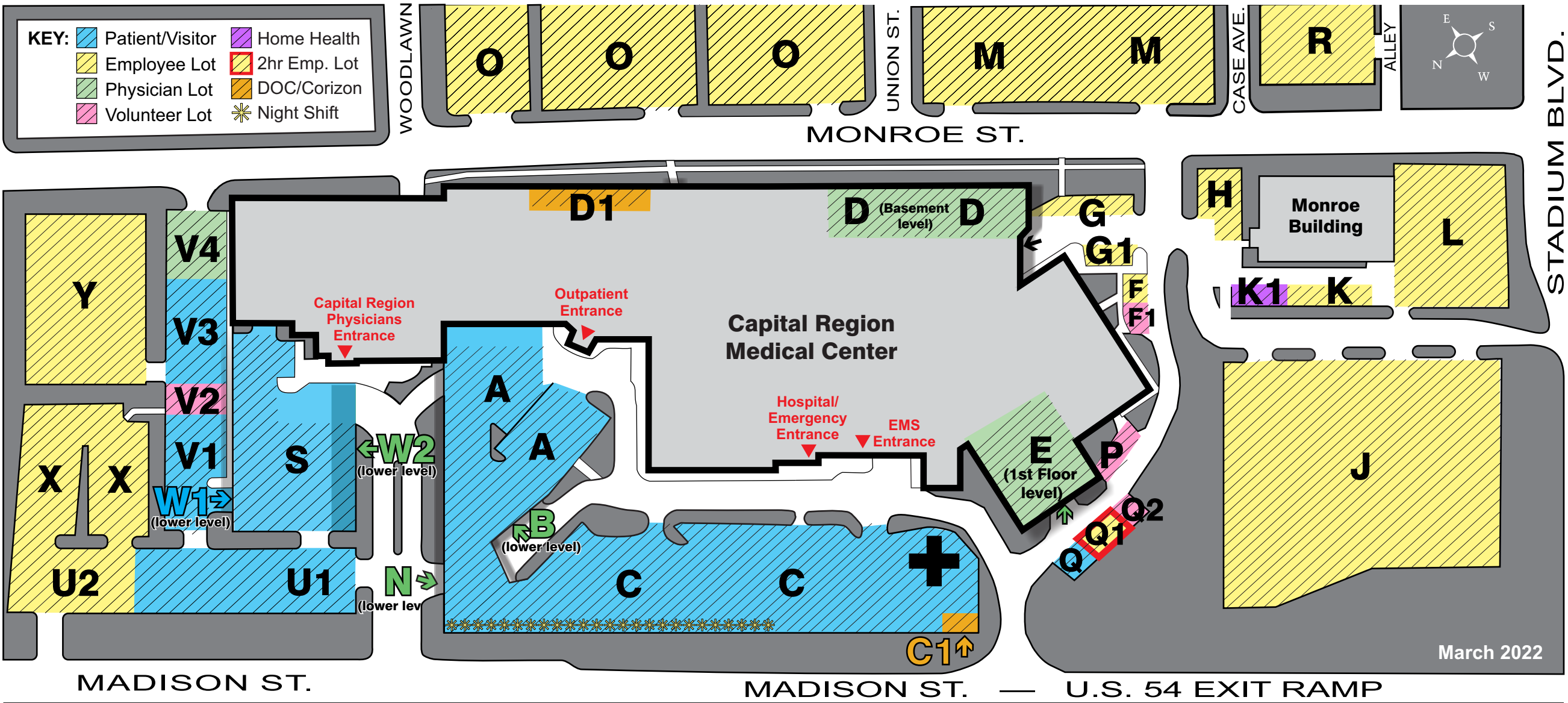
Approximate Time: 25-30 minutes

Approximate Steps: 2,706



KEY:

	Patient/Visitor		Home Health
	Employee Lot		2hr Emp. Lot
	Physician Lot		DOC/Corizon
	Volunteer Lot		Night Shift



- | | | | |
|---|--|--------------------------------------|-------------------------------------|
| A - Patient/Visitor Parking | G - Employee Special Needs (hang tag req.) | O - Employee Parking | V1 - Patient Parking |
| B - Physician Parking (Lower Level) | G1- Employee Parking | P - Volunteer Parking | V2 - Partners/Volunteer Parking |
| C - Patient/Visitor Parking | H - Employee Parking | Q - Patient/Visitor Parking | V3- Patient Parking |
| C1 - DOC/Corizon Parking | J - Employee Parking | Q1- 2 Hr Emp Parking (hang tag req.) | V4- Physician Parking |
| D - Physician Parking (Basement Level) | K - Employee Parking | Q2- Volunteer Parking | W1- Patient/Visitor Parking (lower) |
| D1 - DOC/Corizon Parking | K1 - Home Health Vehicles | R - Employee Parking | W2- Physician Parking (lower) |
| E - Physician Parking (1st Floor Level) | L - Employee Parking | S - Patient/Visitor Parking | X - Employee Parking |
| F - Handicap Employee Parking | M - Employee Parking | U1- Patient/Visitor Parking | Y - Employee Parking |
| F1 - Volunteer Parking | N - Resident/Med Student Parking (lower) | U2- Employee Parking | |



Find the latest information at mymuhealth.org
