

AHA to American Red Cross Instructor Bridge Process

Becoming an American Red Cross Instructor with a current AHA
Instructor certification

April 2019



Table of Contents

Purpose	4
Overview	4
Becoming an American Red Cross Instructor.....	4
Prerequisites	4
Taking the Instructor Bridge Course.....	7
Launching the Instructor Bridge Course	7
Completing the Instructor Bridge Course	9
Instructor Digital Certificate	9
Email Instructions	10
Accessing the Skills Validation Tool.....	10
FAQ	11

PURPOSE

The purpose of this document is to provide an overview of the workflow for an instructor with a current American Heart Association (AHA) certification in BLS, ACLS, and/or PALS to bridge to the American Red Cross for each corresponding certification.

Completion of this process will allow the American Red Cross Instructor to perform student skill validations using the Skill Validation Tool.

OVERVIEW

Resuscitation Instructors may become an American Red Cross Instructor through the following process:

- Meeting the necessary prerequisites
- Providing proof of prerequisites
- Completing the American Red Cross Instructor Bridge Course for each AHA certification

Upon completion of the American Red Cross Instructor Bridge Course, the Instructor will receive additional access within the HealthStream system to perform student skills validations.

BECOMING AN AMERICAN RED CROSS INSTRUCTOR

Prerequisites

To become an American Red Cross Resuscitation Instructor through HealthStream, the instructor must meet the necessary prerequisites and complete the American Red Cross Instructor Bridge Course for the associated AHA certification. The primary prerequisite to taking the Bridge Course is that the instructor has a current, valid AHA Instructor Card in BLS, ACLS or PALS.

Within HealthStream, you or your company administrator will need to take the following actions to provide proof of qualification:

- Add the following required AHA Instructor Card information to your Student Record:
- AHA Instructor ID Number
- AHA Instructor Certification Number
- Scanned copy of the user's current AHA Instructor Card(s)
- Valid email address
- Card expiration date

See the steps below to add the required information to the system.

Note: If you do not have access to add this credential yourself, ask your local HealthStream Administrator to add this information for you.

1. Log into your HealthStream student account using your user id and password.

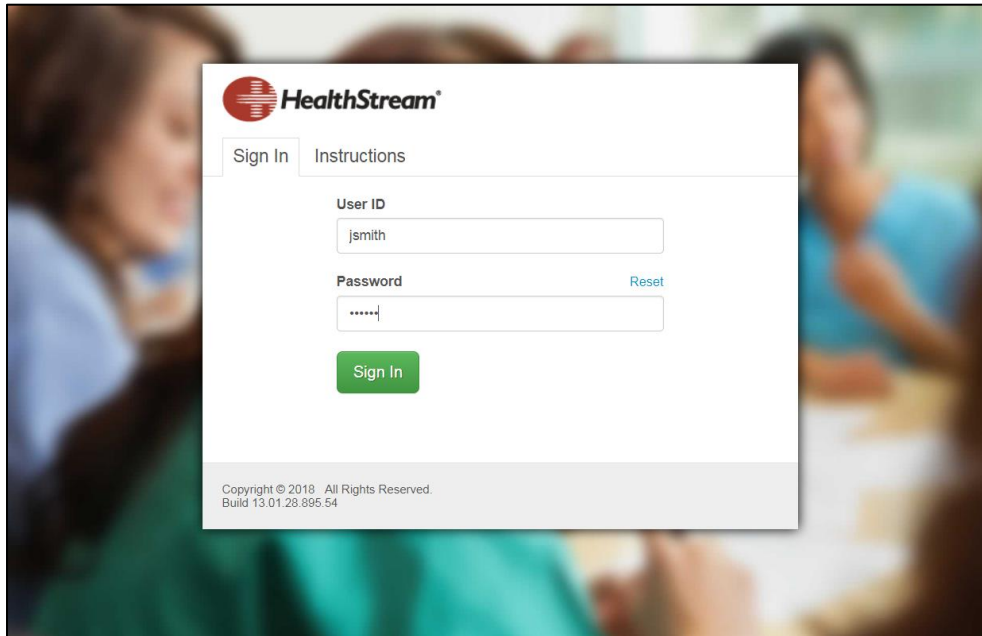


Figure 1

2. On the main student *To Do* screen, click the **Profile** option:

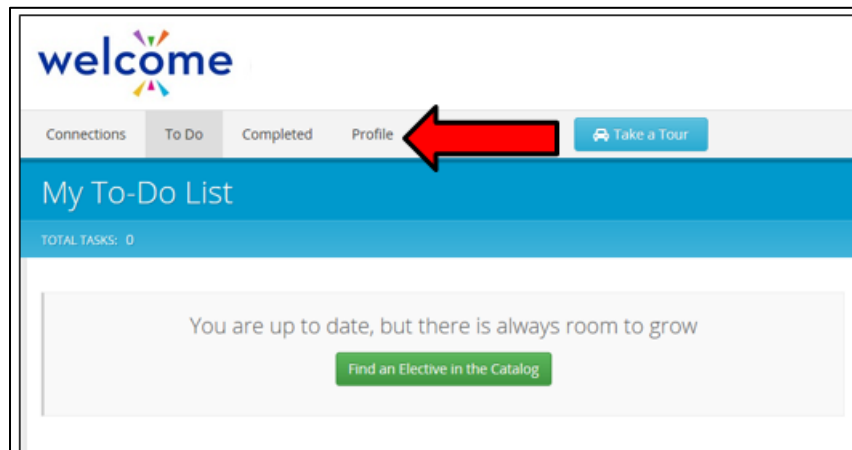


Figure 2

3. Scroll down to the Resuscitation Credentials section and select **Add Resuscitation Credential**.

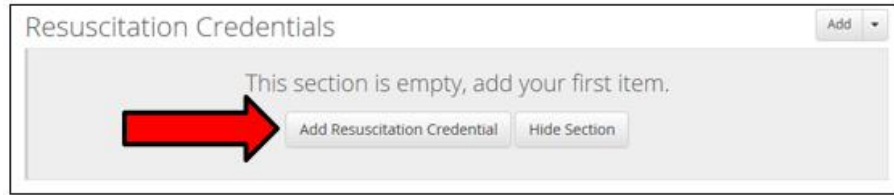
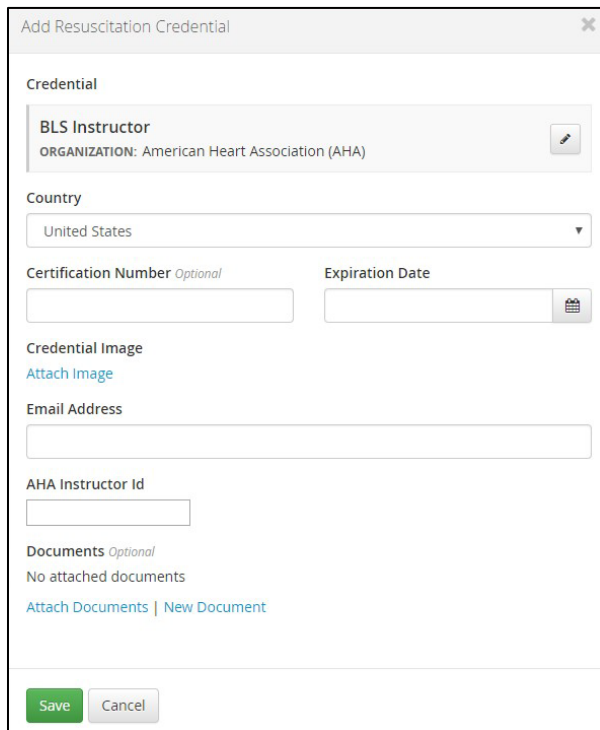


Figure 3

4. Select the **AHA Instructor Card certification**, then add the information requested into fields. The Certification Number is required only when taking the American Red Cross Instructor Bridge Course.

A scanned copy of the AHA Instructor Card must also be attached to access the Bridge Course. Use the **Attach Image** link to upload the card copy.

A screenshot of a form titled "Add Resuscitation Credential". The form contains the following fields and options:

- Credential:** A dropdown menu showing "BLS Instructor" with "ORGANIZATION: American Heart Association (AHA)" below it. There is an edit icon to the right.
- Country:** A dropdown menu showing "United States".
- Certification Number:** A text input field with "Optional" next to it.
- Expiration Date:** A date picker field.
- Credential Image:** A link labeled "Attach Image".
- Email Address:** A text input field.
- AHA Instructor Id:** A text input field.
- Documents:** A section with "Optional" next to it, showing "No attached documents" and links for "Attach Documents" and "New Document".

At the bottom of the form are "Save" and "Cancel" buttons.

Figure 4

TAKING THE INSTRUCTOR BRIDGE COURSE

Once you have met the necessary prerequisites in HealthStream, the Instructor Bridge Course will be available to you to take. There are two methods available to take the course: Assignment and Self-Enrollment.

1. *Assignment:* If the Instructor Bridge Course has been assigned to you, it will be displayed on your *To Do* page. If it does not show here, ask your local Administrator to assign it to you.
2. *Self-Enrollment:* If self-enrollment is available in your Organization, the Instructor Bridge Course may be offered for self-enrollment in the Catalog. If it is not available here, your HealthStream Administrator will need to make the assignment for you.

Launching the Instructor Bridge Course

Once you are enrolled in the course, you will be able to launch the course from your *To Do* page.

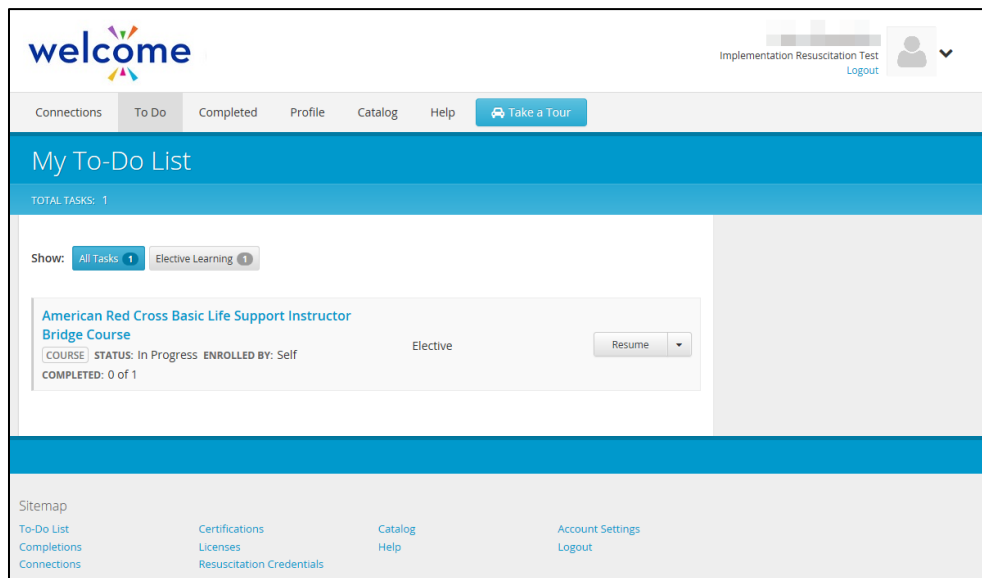
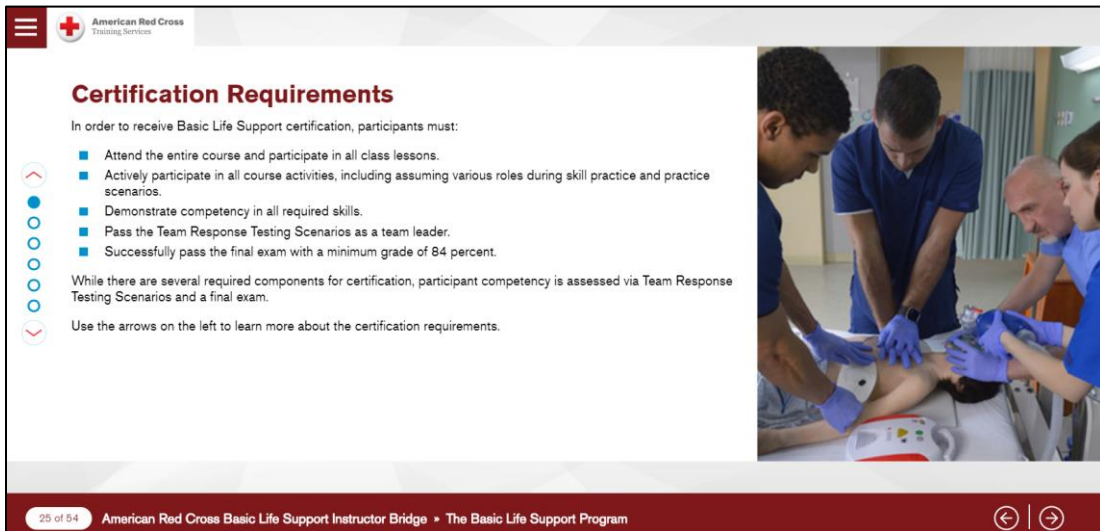


Figure 1

Complete the eLearning course, as detailed below, to receive your Instructor Certification.



American Red Cross
Training Services

Certification Requirements

In order to receive Basic Life Support certification, participants must:

- Attend the entire course and participate in all class lessons.
- Actively participate in all course activities, including assuming various roles during skill practice and practice scenarios.
- Demonstrate competency in all required skills.
- Pass the Team Response Testing Scenarios as a team leader.
- Successfully pass the final exam with a minimum grade of 84 percent.

While there are several required components for certification, participant competency is assessed via Team Response Testing Scenarios and a final exam.

Use the arrows on the left to learn more about the certification requirements.

25 of 54 American Red Cross Basic Life Support Instructor Bridge • The Basic Life Support Program

Figure 2

COMPLETING THE INSTRUCTOR BRIDGE COURSE

When you complete the American Red Cross Instructor Bridge Course, the following will occur:

1. The course will show as completed on your Transcript.
2. An Instructor Certification Digital Certificate and wallet card will be available within the Resuscitation Credentials of your Profile. File.
3. An email with a PDF copy of your Instructor Certification Digital Certificate and wallet card will be sent to the email address provided during your initial AHA card upload. The email being sent to you will also contain a link to the *Skills Validation Tool*.
4. You will receive administrator access to the HealthStream system, which will allow you to complete student skills validations.

Instructor Digital Certificate

Below is an example of the Digital Certificate. These certificates are hosted by HealthStream and are available under the Resuscitation Credentials section on your Profile page.



Figure 1

Email Instructions

Upon completion of the Instructor Bridge Course, an email will be sent to the email address you provided during your initial AHA card upload. The email will include a PDF copy of the learner's digital certificate. See sample below:

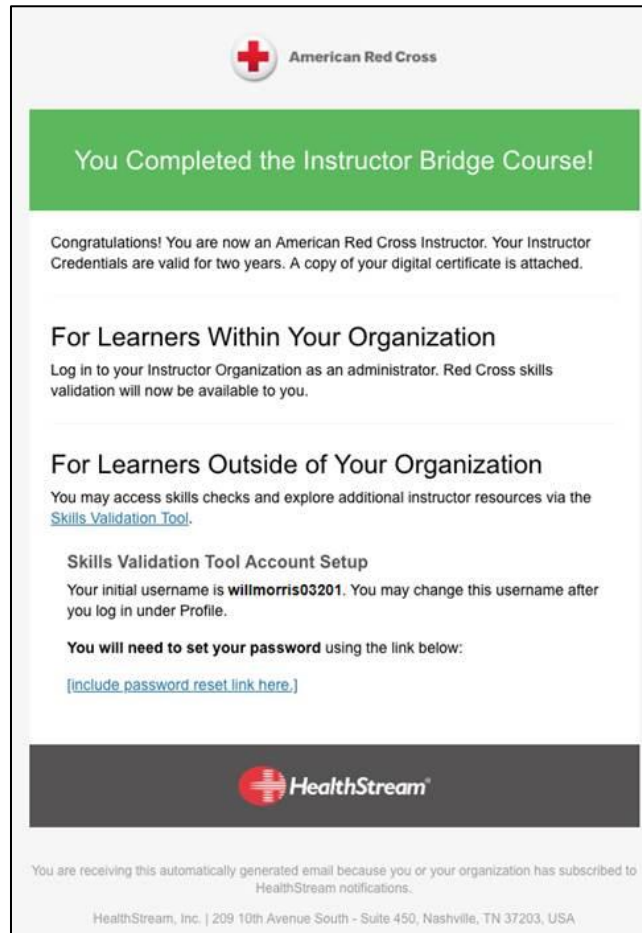


Figure 2

Accessing the Skills Validation Tool

The Skills Validation Tool is a new feature within HealthStream where instructors can conduct skill validations across multiple facilities.

The Skills Validation Tool can also be accessed externally to your HealthStream site using the URL: <http://www.healthstream.com/hlc/skillcheck>

Before attempting to access the Skills Validation Tool externally to your HealthStream site, be sure to click the password creation link, provided in the email. See *Email Instructions - Figure 2*, to create your initial password.

For additional information on validating student skills both within HealthStream and using the external Skills Validation Tool link, see the **Skills Validation Tool Guide**

FAQ

ONCE I BECOME AN AMERICAN RED CROSS INSTRUCTOR, HOW LONG WILL MY CARD BE VALID?

The American Red Cross Instructor Card is valid for two years from the date the Bridge Course is completed.

I HAVE THREE DAYS LEFT ON MY AHA CARD, CAN I STILL TAKE THE BRIDGE COURSE?

You can take the Bridge Course up to the last minute that your AHA Instructor Card is valid. Your new American Red Cross card will be valid for two years from the completion date of the Bridge Course, regardless of the time remaining on your AHA Card.

I TOOK THE BRIDGE COURSE AND RECEIVED MY CARD; I KNOW THE CARD WILL EXPIRE EVENTUALLY, HOW DO I RENEW IT?

An eLearning courseware for the Instructor Renewal Course is being developed by the American Red Cross. Once the course is complete, it will be available in HealthStream just like the Bridge Course.

I ALREADY HAVE AN INSTRUCTOR CARD FROM THE AMERICAN RED CROSS, CAN I DO SKILLS CHECKS?

Yes, but your American Red Cross card will need to be manually added by HealthStream in order to have access to the Skills Validation Tool. Contact HealthStream Support at 1-800-521-0574 or customer.service@healthstream.com.

HealthStream will need the following:

- Scanned copy of the user's current Red Cross Instructor Card(s)
- Valid email address
- Card expiration date
- Certificate ID Number